
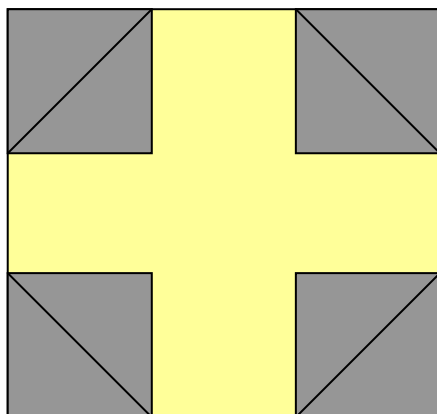


Session 10 - Block 2 - 9 Patch Snowball.

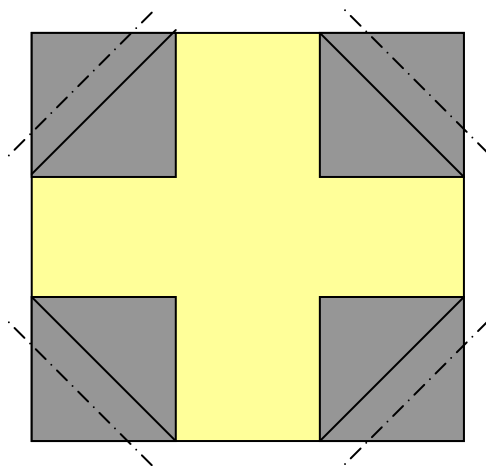
1. Take 4, 4  $\frac{1}{2}$ " square in each con 1.
2. Using a pencil draw a line diagonally (from corner to corner) on the wrong side of each square.



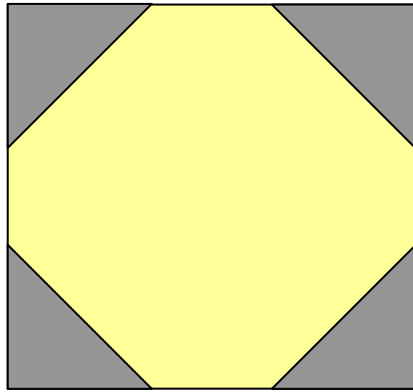
3. Take 1, 12  $\frac{1}{2}$ " square in main.
4. With right sides together place the square in con 1 on the corner of the main fabric square with the edges together, sew on the line.
5. Repeat with each corner.



6. Leaving a  $\frac{1}{4}$ " seam allowance, trim corners.



7. Open out the patch and press.



Repeat the above steps, 16 more times. 17 Blocks in total.